


# Number and Place Value

## Year 1

Count forwards and backwards within 100.



**Count with straw bundles grouped into 10s.**

*Eight, nine, ten, eleven, twelve....thirty eight, thirty nine, forty, forty one...*

*Eight, nine, ten, one-ten-one, one-ten-two, one-ten-three...*

*Three-tens-eight, three-tens- nine, four tens, four-tens-one...*

**1 2 3 4 5 6 7 8 9 10 11 12...**

**Count using digits.**

1	2	3	4	5	6	7	8	9	10
11	12	13	14	15	16	17	18	19	20
21	22	23	24	25	26	27	28	29	30
31	32	33	34	35	36	37	38	39	40
41	42	43	44	45	46	47	48	49	50
51	52	53	54	55	56	57	58	59	60
61	62	63	64	65	66	67	68	69	70
71	72	73	74	75	76	77	78	79	80
81	82	83	84	85	86	87	88	89	90
91	92	93	94	95	96	97	98	99	100

**Count on a hundred square**



**Count using a number line.**

1,000	2,000	3,000	4,000	5,000	6,000	7,000	8,000	9,000
100	200	300	400	500	600	700	800	900
10	20	30	40	50	60	70	80	90
1	2	3	4	5	6	7	8	9

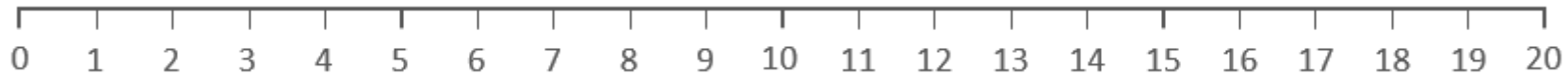
**Count using a Gattegno chart**

*Tap the chart for each number. For two-digit numbers (excluding multiples of 10, tap both numbers e.g. 21 = 20 and 1).*

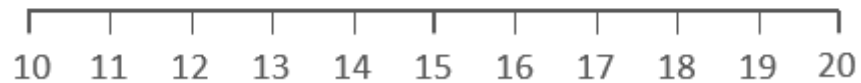
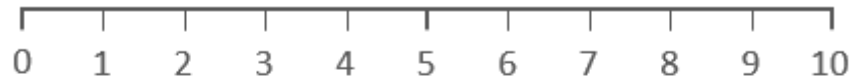
# Number and Place Value

## Year 1

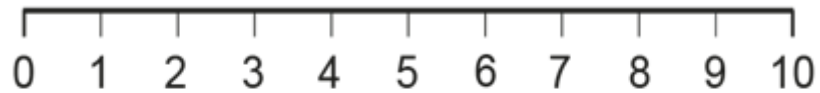
### Numbers to 20 in the linear number system.



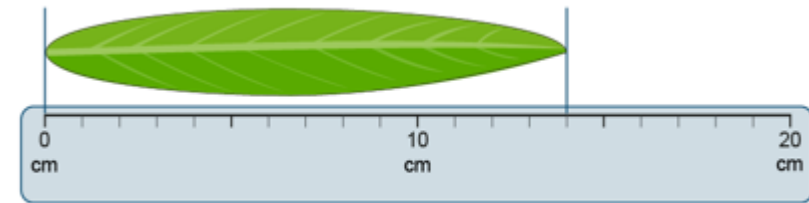
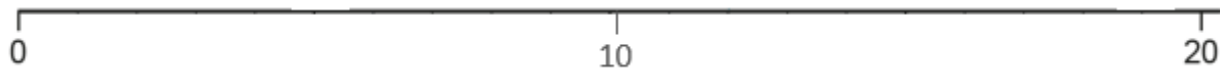
Recognise the position of each number on the number line.



Make connections between 0-10 and 10-20 number lines.



Estimate where numbers sit on the number line.



Make connections to use of measures eg. Ruler to 20

Extend to estimating where numbers sit on the blank number line.

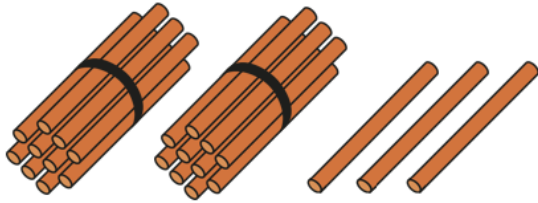
# Number and Place Value

## Year 2

### Place Value in 2-digit numbers (1)

#### Vocabulary:

Ones Tens Digit Represents Place Value Gattegno Chart Column  
 Model Part Whole Addend Sum Minuend Subtrahend Difference  
 Plus Minus Equals Combine Partition



**23**  
**23 ones**  
**2 tens and 3 ones**

10s	1s

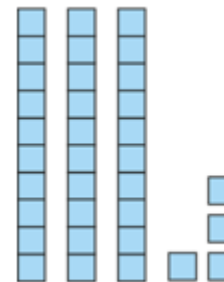
Recognise 2-digit numbers are composed of tens and ones.

1	2	3	4	5	6	7	8	9	10
11	12	13	14	15	16	17	18	19	20
21	22	23	24	25	26	27	28	29	30
31	32	33	34	35	36	37	38	39	40
41	42	43	44	45	46	47	48	49	50
51	52	53	54	55	56	57	58	59	60
61	62	63	64	65	66	67	68	69	70
71	72	73	74	75	76	77	78	79	80
81	82	83	84	85	86	87	88	89	90
91	92	93	94	95	96	97	98	99	100

Locate the position of two-digit numbers on a 100 square and make connections with other 2-digit numbers.

1000	2000	3000	4000	5000	6000	7000	8000	9000
100	200	300	400	500	600	700	800	900
10	20	30	40	50	60	70	80	90
1	2	3	4	5	6	7	8	9

Tap out 2-digit numbers on the Gattegno Chart.  
 Make connections to how we write the number.



10s	1s
3	4

Create 2-digit numbers using Deines and record the number numerically.



# Number and Place Value

## Year 2

### Place Value in 2-digit numbers (2)

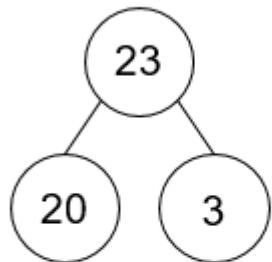
#### Vocabulary:

Ones Tens Digit Represents Place Value Gattegno Chart Column  
Model Part Whole Addend Sum Minuend Subtrahend Difference  
Plus Minus Equals Combine Partition



Make connections between the Deines and 100 square.

## 2 tens and 3 ones



$$20 + 3 = 23$$

$$3 + 20 = 23$$

$$23 = 20 + 3$$


$$23 = 3 + 20$$

$$23 - 20 = 3$$

$$23 - 3 = 20$$

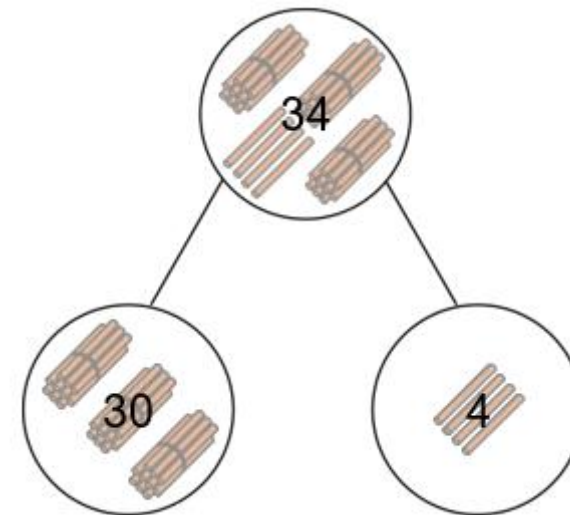
$$3 = 23 - 20$$

$$20 = 23 - 3$$



Partition 2-digit numbers in the abstract forms of bar model and part-part-whole model (cherry model)

Record our understanding as additive equations.



Partition 2-digit numbers into tens and ones.

# Number and Place Value

Year 2

Two-digit numbers in the linear number system.

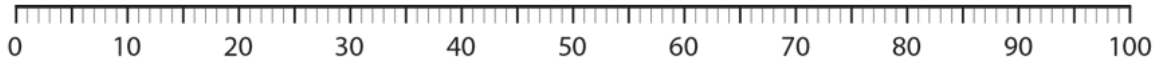
## Vocabulary:

Ones Tens Place Value Number Line Multiple Previous Next  
Bead string/bar

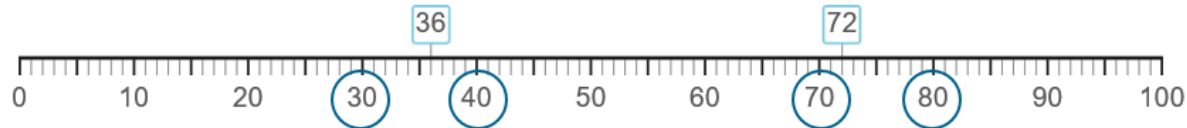


32

Describe the number of beads in tens and ones.



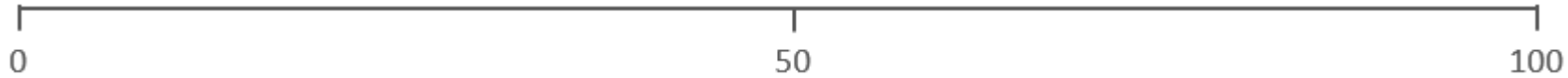
Make connections between the bead string and the number line.



Identify the previous and next multiple of ten that a number sits between.

36 is between 30 and 40.

30 is the previous multiple of 10. 40 is the next multiple of 10.



Identify the number that sits halfway between 0 and 100. Make connections to 0-10 number line.

Estimate the position of 2-digit numbers on the blank number line.

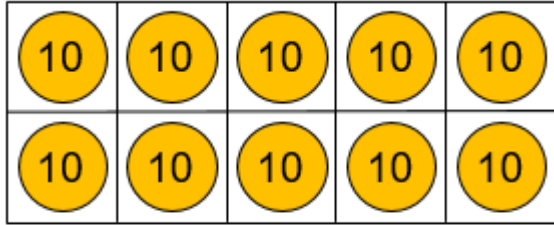
# Number and Place Value

Year 3

## Equivalence of 10 tens and 1 hundred (1)

### Vocabulary:

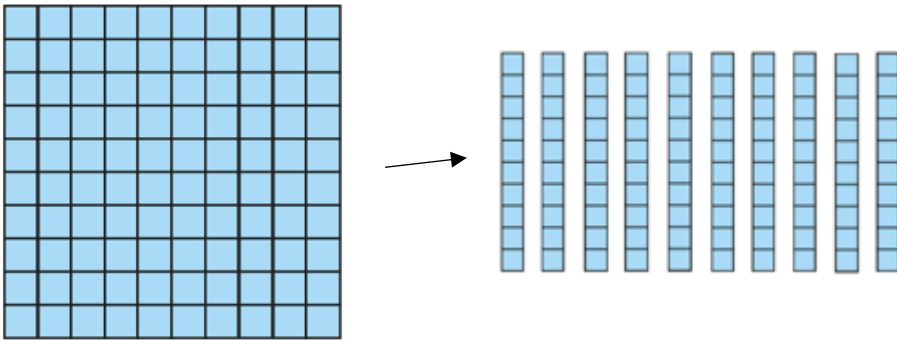
Ones Tens Hundreds Place Value Digit Represents Counters Pence  
Coin Tens Frame Multiple Previous Next Gattegno Deines  
One-tenth the size Ten-times the size Centimetres Metres




100

Count in multiples of 10 to 100 using Place Value Counters.

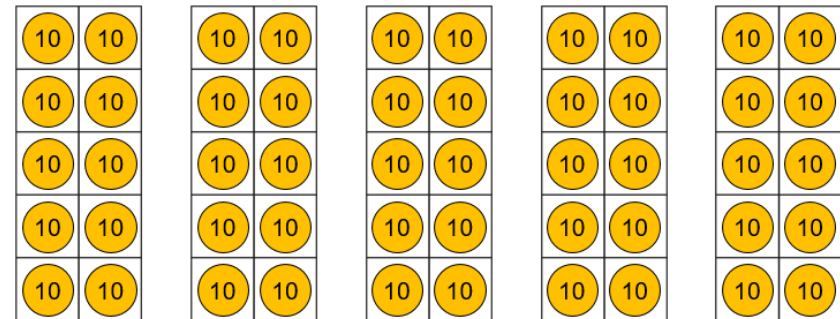
Ten tens are equivalent to 100.



Demonstrate using Deines that 10 tens are equal to 1 hundred.



Make connections to other forms of measure eg. cm on a metre stick/money



Numberblocks – Season 4

Episode: One hundred

Recognise the number of tens in a three-digit number.

10 tens are equivalent to 100.

18 tens are equivalent to 180.

**Grouping and Exchanging Models**

# Number and Place Value

## Year 3

### Equivalence of 10 tens and 1 hundred (2)

**Vocabulary:**

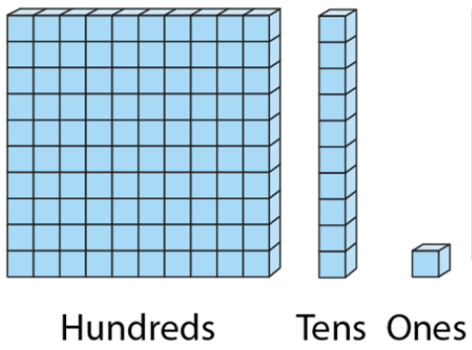
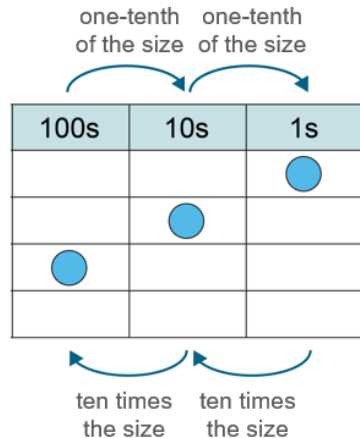
Ones	Tens	Hundreds	Place Value	Digit	Represents	Counters	Pence	Coin
Tens Frame	Multiple	Previous	Next	Gattegno	Deines	One-tenth the size	Centimetres	Metres

10	20	30	40	50	60	70	80	90	100
110	120	130	140	150	160	170	180	190	200
210	220	230	240	250	260	270	280	290	300
310	320	330	340	350	360	370	380	390	400
410	420	430	440	450	460	470	480	490	500
510	520	530	540	550	560	570	580	590	600
610	620	630	640	650	660	670	680	690	700
710	720	730	740	750	760	770	780	790	800
810	820	830	840	850	860	870	880	890	900
910	920	930	940	950	960	970	980	990	1,000

1,000	2,000	3,000	4,000	5,000	6,000	7,000	8,000	9,000
100	200	300	400	500	600	700	800	900
10	20	30	40	50	60	70	80	90
1	2	3	4	5	6	7	8	9

Tap the Gattegno chart in multiples of 10.  
Create multiples of ten using the Gattegno chart.

Count in multiples of ten up to 1000.  
Ten, Twenty, Thirty...  
One ten, two tens, three tens...



Consider how a number increases/decreases in size using scaling models.  
100 is ten times the size of 10.  
10 is one-tenth the size of 100.

## Scaling Models

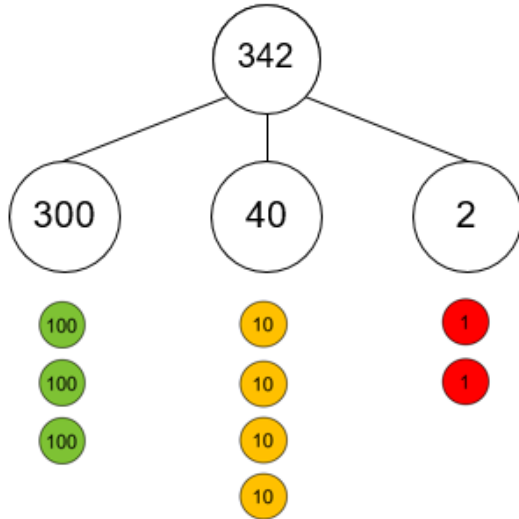
# Number and Place Value

Year 3

## Place Value in 3-digit numbers

### Vocabulary:

Ones Tens Hundreds Digit Represents Place Value Counters Gattegno  
 Partition Combine Equation Addend Sum Minuend Subtrahend  
 Difference



Form 3-digit numbers using place value counters and the part-part-whole model.

The 2 represents 2 ones

The 4 represents 4 tens

The 3 represents 3 hundreds.

Write as an additive equation.

$$300 + 40 + 2 = 342$$

100s	10s	1s
3	4	2

Explain what each digit represents and give its value.

The 2 represents 2 ones. It has a value of 2.

The 4 represents 4 tens. It has a value of 40.

The 3 represents 3 hundreds. It has a value of 300.

**342**

1,000	2,000	3,000	4,000	5,000	6,000	7,000	8,000	9,000
100	200	300	400	500	600	700	800	900
10	20	30	40	50	60	70	80	90
1	2	3	4	5	6	7	8	9

$$300 + 40 + 2 = 342$$

Form 3-digit numbers using a Gattegno chart.



Explore non-standard partitioning using part-part-whole models and place value counters.



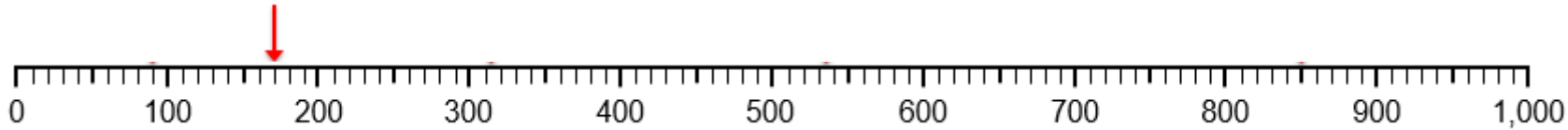
# Number and Place Value

## Year 3

### Three-digit numbers in the linear number system.

#### Vocabulary:

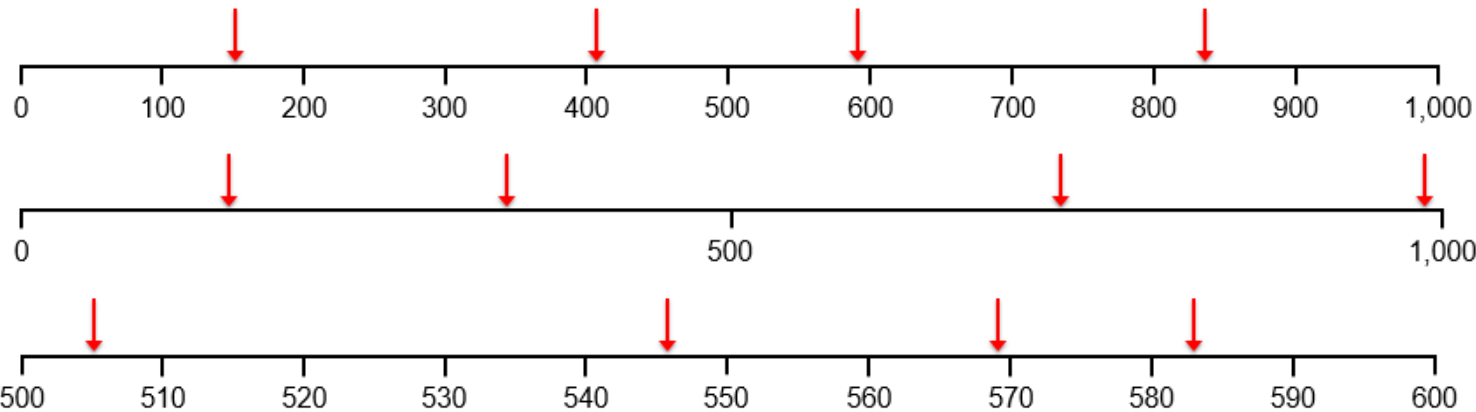
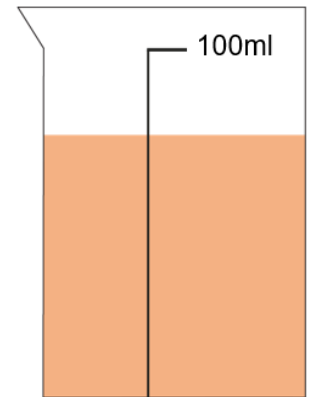
Ones Tens Hundreds Place Value Number line Halfway Multiples of 10  
Multiples of 100 Previous Next Between



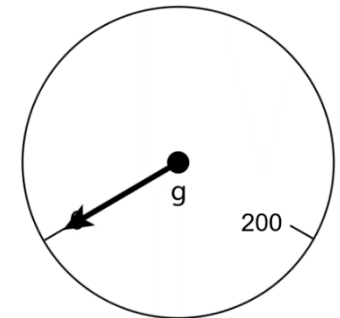
Identify the previous and next multiple of one hundred that a number sits between.

170 is between 100 and 200.

The previous multiple of 100 is 100. The next multiple of 100 is 200.



Estimate the position of a 3 digit number number lines that are not standard.



Make connections between the number line and the blank number line.

Estimate the position of numbers of the blank number line.

Recognise the previous and next multiple of 10 and 100 frequently.

Previous multiple  
of 100

300

342

Next multiple  
of 100

400

Find previous and next multiple of 10/100 for any 3 digit number without representations.



# Number and Place Value

## Year 3

### Reading Scales with 2, 4, 5, or 10 intervals

#### Vocabulary:

Intervals Scales Divisions Equal Parts Whole Value  
Bar model Plus Minus Multiply Divide



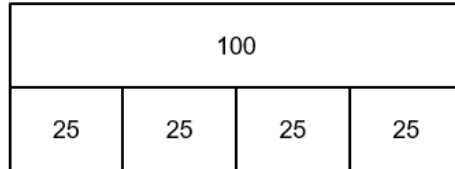
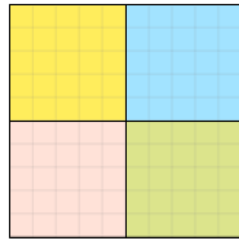
$$100 = 50 + 50$$

$$100 = 2 \times 50$$

$$100 \div 2 = 50$$

$$100 = 50 \times 2$$

$$100 \div 50 = 2$$



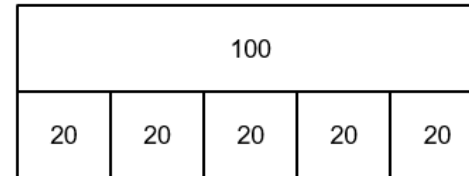

$$100 = 25 + 25 + 25 + 25$$

$$100 = 4 \times 25$$

$$100 \div 4 = 25$$

$$100 = 25 \times 4$$

$$100 \div 25 = 4$$



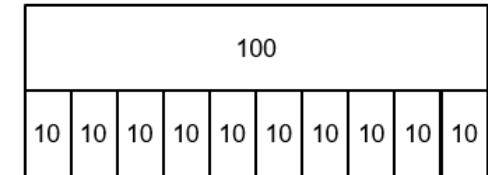

$$100 = 20 + 20 + 20 + 20 + 20$$

$$100 = 5 \times 20$$

$$100 \div 5 = 20$$

$$100 = 20 \times 5$$

$$100 \div 20 = 5$$



$$100 = 10 + 10 + 10 + 10 + 10 + 10 + 10 + 10 + 10 + 10$$

$$100 = 10 \times 10$$

$$100 \div 10 = 10$$

Recognise common divisions of 100.

Record using a bar model and equations that come from this.

100 is divided in \_\_\_ equal parts.

Each part has a value of \_\_\_.

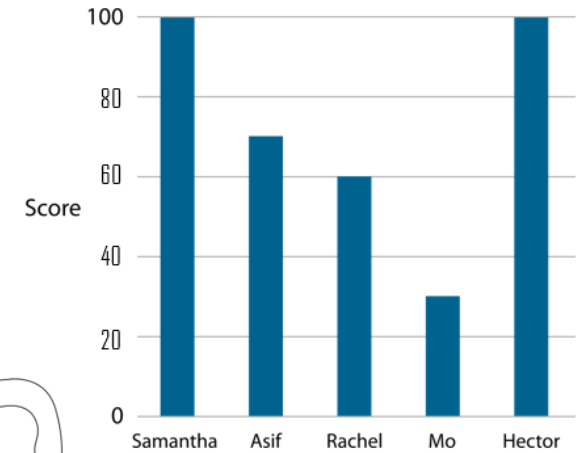
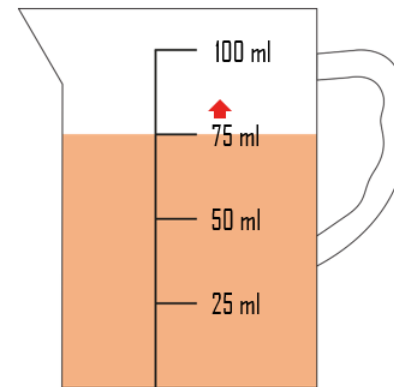
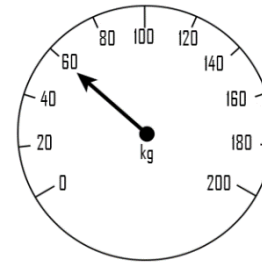
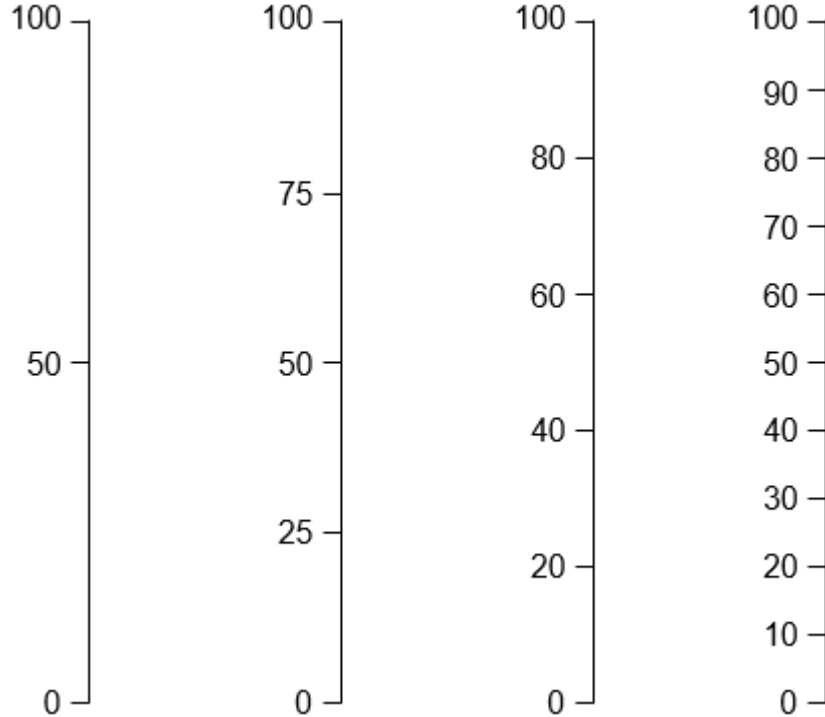
# Number and Place Value

## Year 3

### Reading Scales with 2, 4, 5, or 10 intervals

#### Vocabulary:

Intervals   Scales   Divisions   Equal Parts   Whole   Value  
Bar model   Plus   Minus   Multiply   Divide



Count using these intervals in both horizontal and vertically linear scales.

Find the value of a scale with missing numbers and read scales with numbers included in a variety of contexts.


# Number and Place Value

Year 4

## Equivalence of 10 hundreds and 1 thousand (1)

### Vocabulary:

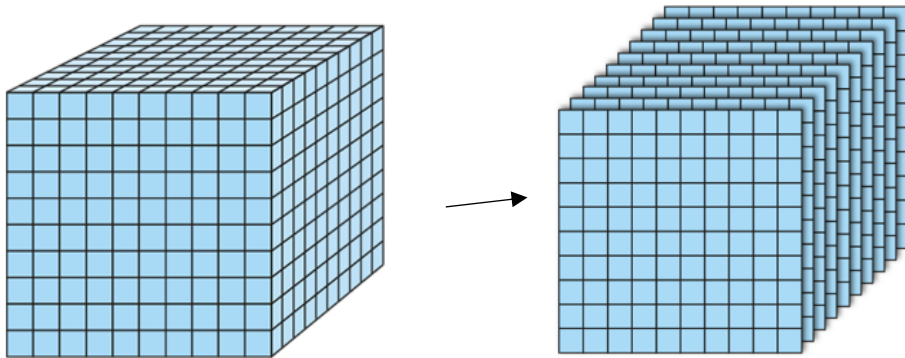
Ones Tens Hundreds Thousands Place Value Counters Pence Coin Tens  
Frame Multiple Previous Next Gattegno Deines One-tenth the size  
Ten-times the size Centimetres Metres Millilitres Litres  
Grams Kilograms



1,000

Count in multiples of 100 to 1000 using Place Value Counters.


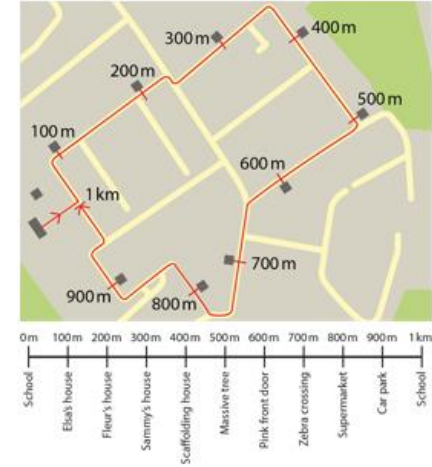

10 hundreds are equivalent to 1000.



Demonstrate using Deines that 10 hundreds are equal to 1 thousand.

**Grouping and Exchanging Models**

Make connections to other forms of measure eg. measuring jugs, distances.



Recognise the number of hundreds in a four-digit number.

10 hundreds are equivalent to 1000.

18 hundreds are equivalent to 1800.

Dual count in hundreds

Eight hundred, nine hundred, one thousand, one thousand one hundred....

Eight hundred, nine hundred, ten hundreds, eleven hundreds....

# Number and Place Value

Year 4

## Equivalence of 10 hundreds and 1 thousand (2)

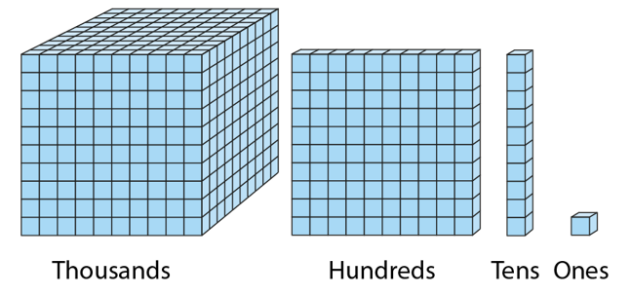
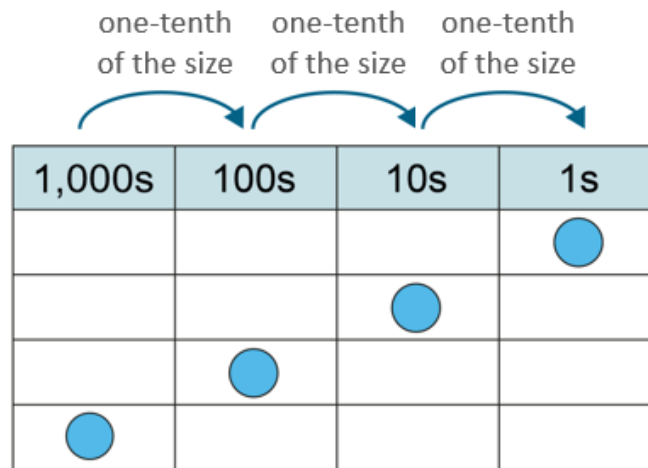
### Vocabulary:

Ones Tens Hundreds Thousands Place Value Counters Pence Coin Tens  
 Frame Multiple Previous Next Gattegno Deines One-tenth the size  
 Ten-times the size Centimetres Metres Millilitres Litres Grams  
 Kilograms

100	200	300	400	500	600	700	800	900	1,000
1,100	1,200	1,300	1,400	1,500	1,600	1,700	1,800	1,900	2,000
2,100	2,200	2,300	2,400	2,500	2,600	2,700	2,800	2,900	3,000
3,100	3,200	3,300	3,400	3,500	3,600	3,700	3,800	3,900	4,000
4,100	4,200	4,300	4,400	4,500	4,600	4,700	4,800	4,900	5,000
5,100	5,200	5,300	5,400	5,500	5,600	5,700	5,800	5,900	6,000
6,100	6,200	6,300	6,400	6,500	6,600	6,700	6,800	6,900	7,000
7,100	7,200	7,300	7,400	7,500	7,600	7,700	7,800	7,900	8,000
8,100	8,200	8,300	8,400	8,500	8,600	8,700	8,800	8,900	9,000
9,100	9,200	9,300	9,400	9,500	9,600	9,700	9,800	9,900	10,000

1,000	2,000	3,000	4,000	5,000	6,000	7,000	8,000	9,000
100	200	300	400	500	600	700	800	900
10	20	30	40	50	60	70	80	90
1	2	3	4	5	6	7	8	9

Tap the Gattegno chart in multiples of 100.  
 Create multiples of ten using the Gattegno chart.



Count in multiples of hundred up to 1000.  
*Eight hundred, nine hundred, one thousand, one thousand one hundred...*  
*Eight hundred, nine hundred, ten hundreds, eleven hundreds...*

Consider how a number increases/decreases in size using scaling models.  
*1000 is ten times the size of 100.*  
*100 is one-tenth the size of 1000.*

### Scaling Models

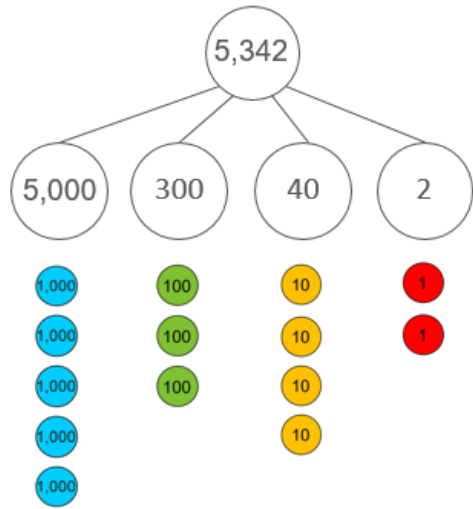
# Number and Place Value

Year 4

## Place Value in 4-digit numbers

### Vocabulary:

Ones Tens Hundreds Thousands Digit Represents Place Value Counters  
 Gattegno Partition Combine Equation Addend Sum Minuend  
 Subtrahend Difference



**Form 4-digit numbers using place value counters and the part-part-whole model.**

The 2 represents 2 ones  
 The 4 represents 4 tens  
 The 3 represents 3 hundreds.  
 The 5 represents 5 thousands  
**Write as an additive equation.**

$$5,000 + 300 + 40 + 2 = 5,342$$

5,342

1,000	2,000	3,000	4,000	5,000	6,000	7,000	8,000	9,000
100	200	300	400	500	600	700	800	900
10	20	30	40	50	60	70	80	90
1	2	3	4	5	6	7	8	9

$$5,000 + 300 + 40 + 2 = 5,342$$

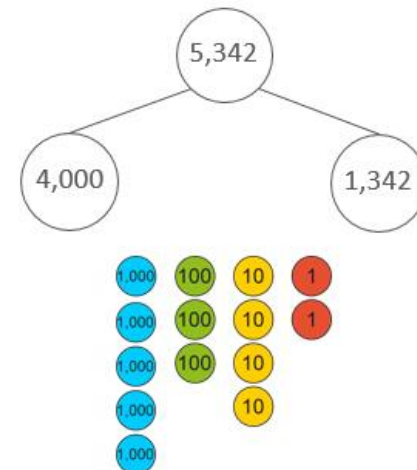
$$5,342 = 40 + 2 + \underline{\quad} + \underline{\quad}$$

**Form 4-digit numbers using a Gattegno chart.**  
**Identify missing parts of an equation.**

1,000s	100s	10s	1s
5	3	4	2

**Explain what each digit represents and give its value.**

The 2 represents 2 ones. It has a value of 2.  
 The 4 represents 4 tens. It has a value of 40.  
 The 3 represents 3 hundreds. It has a value of 300.  
 The 5 represents 5 thousands



**Explore non-standard partitioning using part-part-whole models and place value counters.**

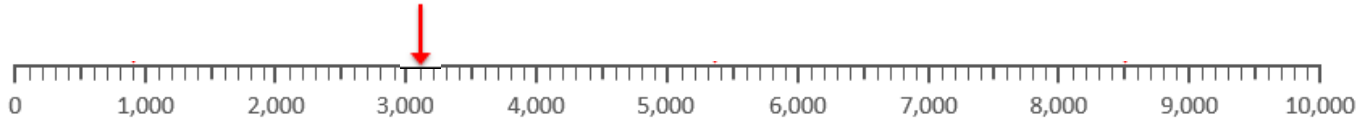
# Number and Place Value

Year 4

## Four-digit numbers in the linear number system (1)

### Vocabulary:

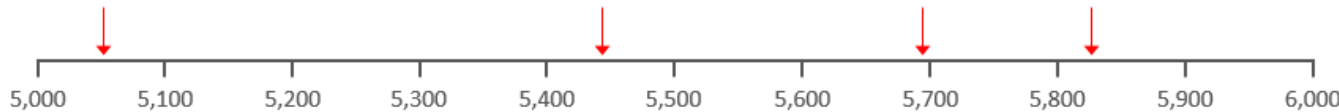
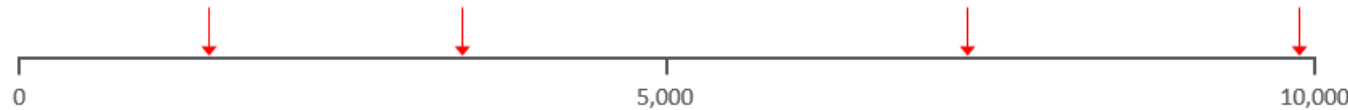
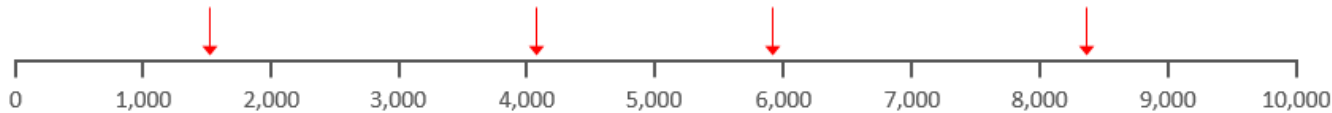
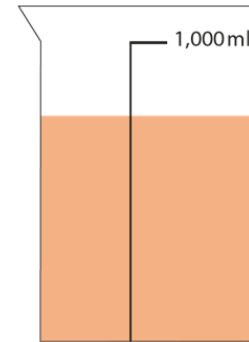
Ones Tens Hundreds Thousands Place Value Number line Halfway  
Multiples of 100/1000 Previous Next Between Round Greater than  
Less than Grams Millilitres Estimate



Identify the previous and next multiple of one thousand that a number sits between.

3200 is between 3000 and 4000.

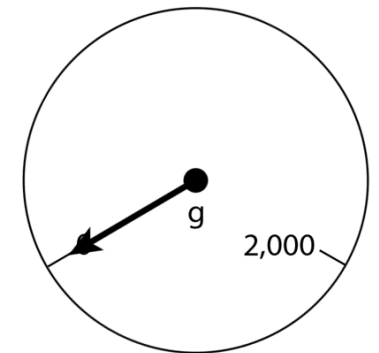
The previous multiple of 1000 is 3000. The next multiple of 1000 is 4000.



Make connections between the number line and the blank number line.

Estimate the position of numbers of the blank number line.

Recognise the previous and next multiple of 10 and 100 frequently.



Estimate the position of a 3 digit number number lines that are contextualised.

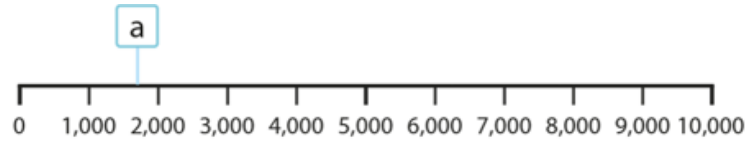
# Number and Place Value

Year 4

Four-digit numbers in the linear number system (2)

## Vocabulary:

Ones Tens Hundreds Thousands Place Value Number line Halfway  
 Multiples of 100/1000 Previous Next Between Round Greater than  
 Less than Estimate



previous  
multiple of  
1,000

next  
multiple of  
1,000

$$1,000 < a < 2,000$$

5,946



previous  
multiple of  
1,000

next  
multiple of  
1,000

$$5,000 < 5,946 < 6,000$$

3,720



previous  
multiple of  
100

next  
multiple of  
100

$$3,700 < 3,720 < 3,800$$

Round to the nearest 1000 and nearest 100.

Build towards finding the previous and next multiple of 100/1000 for any 4-digit number without representations.

*The previous multiple of 1,000 is \_\_\_.*

*The next multiple of 1,000 is \_\_\_.*

*a is greater than \_\_\_ and less than \_\_\_.*

*a is nearest to \_\_\_.*

5,725

1,000s	100s	10s	1s
5	7	2	5
6	0	0	0
5	7	0	0

nearest 1,000

nearest 100



# Number and Place Value

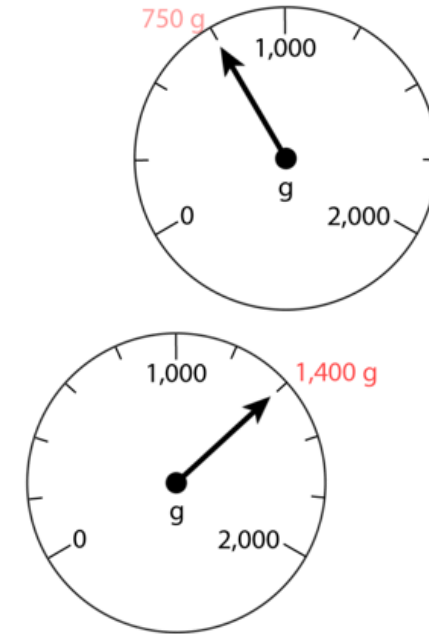
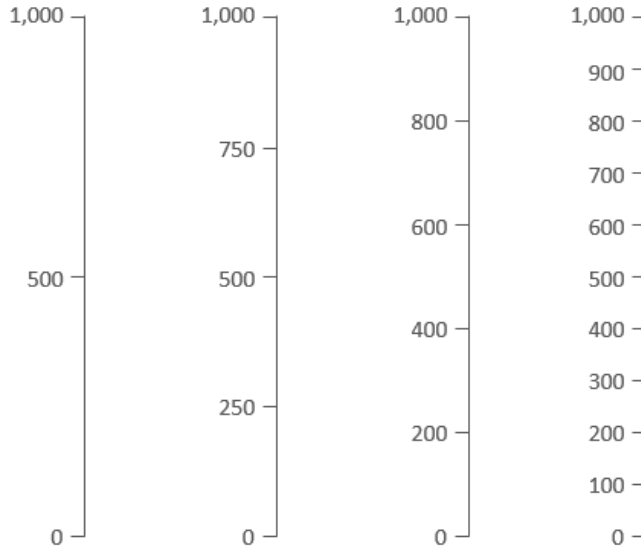
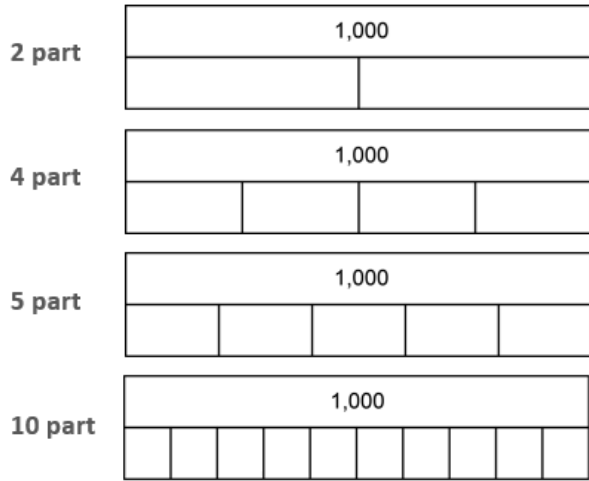
## Year 4

### Reading scales with intervals of 2, 4, 5 or 10.

#### Vocabulary:

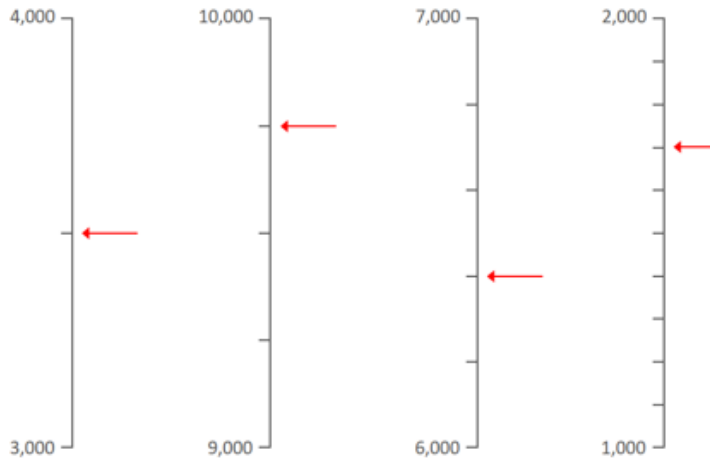
Intervals Scales Divisions Equal Parts Whole Value  
 Bar model Plus Minus Multiply Divide Bar graph Grams

2, 4, 5 and 10 part composition of 1,000

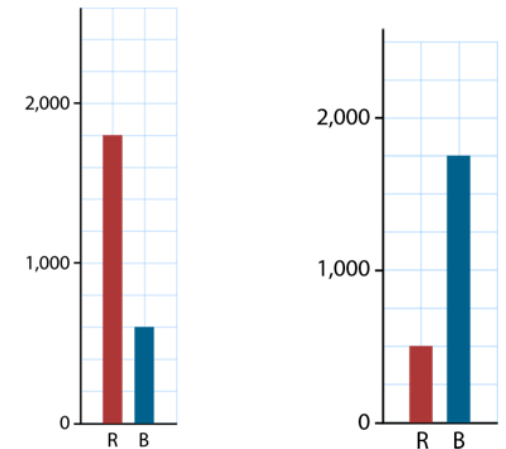


Use the number of intervals given to find values in other contexts (e.g. weighing scales/bar graphs)

Identify intervals and count forwards/backwards using these intervals with both bar models and vertical number lines.



Use the number of intervals given to find the numbers that the arrows are pointing to.



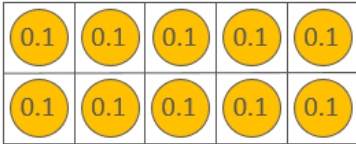
# Number and Place Value

## Year 5

### Tenths and Hundredths

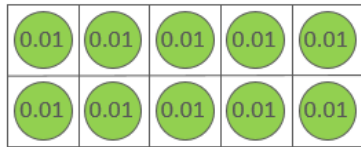
#### Vocabulary:

Ones Tens Tenths Hundredths Place Value Counters Pence Coin Tens  
Frame Multiple Previous Next Gattegno Deines One-tenth the size  
Ten-times the size Centimetres Metres



1

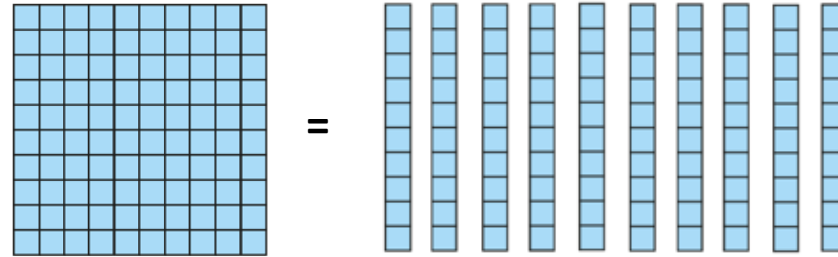
Ten tenths are equal to one (whole).



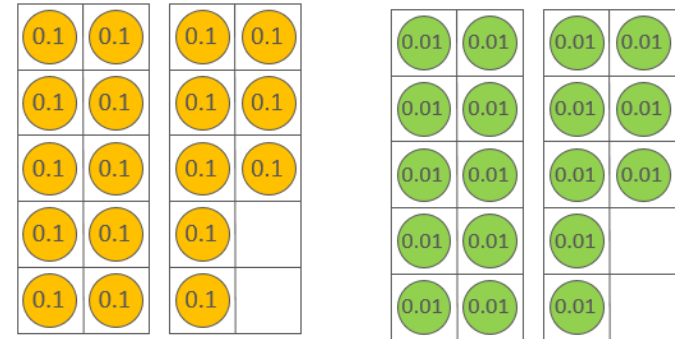
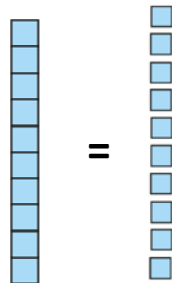
0.1

Ten hundredths are equal to one tenth.

One (whole) is equal to ten tenths.



One tenth is equal to ten hundredths.



Recognise the number of tenths and hundredths

*18 tenths are equivalent to 1.8*

*18 hundredths are equivalent to 0.18*

Dual count in tenths and hundredths

*Eight tenths, nine tenths, ten tenths, eleven tenths...*

*0.8, 0.9, 1.0, 1.1*

*Eight hundredths, nine hundredths, ten hundredths, eleven hundredths...*

*0.08, 0.09, 0.10, 0.11*

**Grouping and Exchanging Models**

# Number and Place Value

## Year 5

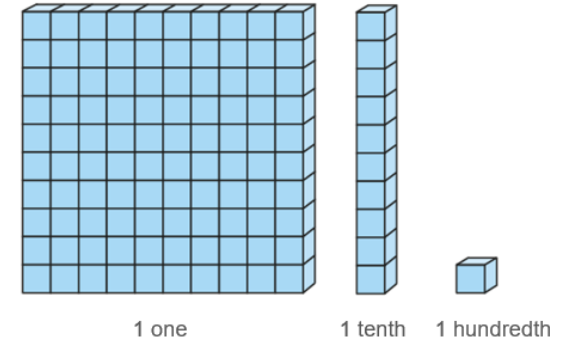
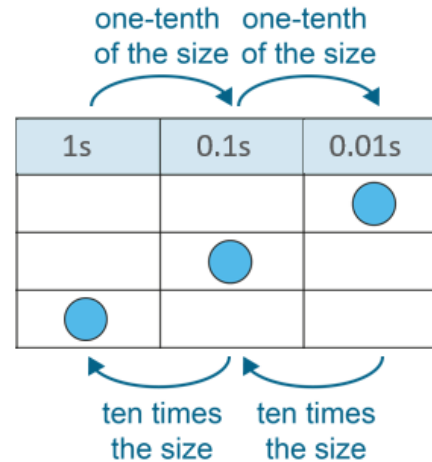
### Tenths and Hundredths (2)

#### Vocabulary:

Ones Tens Tenths Hundredths Place Value Counters Pence Coin Tens  
 Frame Multiple Previous Next Gattegno Deines One-tenth the size  
 Ten-times the size Centimetres Metres

0.1	0.2	0.3	0.4	0.5	0.6	0.7	0.8	0.9	1
1.1	1.2	1.3	1.4	1.5	1.6	1.7	1.8	1.9	2
2.1	2.2	2.3	2.4	2.5	2.6	2.7	2.8	2.9	3
3.1	3.2	3.3	3.4	3.5	3.6	3.7	3.8	3.9	4
4.1	4.2	4.3	4.4	4.5	4.6	4.7	4.8	4.9	5
5.1	5.2	5.3	5.4	5.5	5.6	5.7	5.8	5.9	6
6.1	6.2	6.3	6.4	6.5	6.6	6.7	6.8	6.9	7
7.1	7.2	7.3	7.4	7.5	7.6	7.7	7.8	7.9	8
8.1	8.2	8.3	8.4	8.5	8.6	8.7	8.8	8.9	9
9.1	9.2	9.3	9.4	9.5	9.6	9.7	9.8	9.9	10

0.01	0.02	0.03	0.04	0.05	0.06	0.07	0.08	0.09	0.1
0.11	0.12	0.13	0.14	0.15	0.16	0.17	0.18	0.19	0.2
0.21	0.22	0.23	0.24	0.25	0.26	0.27	0.28	0.29	0.3
0.31	0.32	0.33	0.34	0.35	0.36	0.37	0.38	0.39	0.4
0.41	0.42	0.43	0.44	0.45	0.46	0.47	0.48	0.49	0.5
0.51	0.52	0.53	0.54	0.55	0.56	0.57	0.58	0.59	0.6
0.61	0.62	0.63	0.64	0.65	0.66	0.67	0.68	0.69	0.7
0.61	0.72	0.73	0.74	0.75	0.76	0.77	0.78	0.79	0.8
0.81	0.82	0.83	0.84	0.85	0.86	0.87	0.88	0.89	0.9
0.91	0.92	0.93	0.94	0.95	0.96	0.97	0.98	0.99	1



**Count in multiples of tenths and hundredths.**  
*Eight tenths, nine tenths, ten tenths, eleven tenths...*  
**0.8, 0.9, 1.0, 1.1**  
*Eight hundredths, nine hundredths, ten hundredths, eleven hundredths...*  
**0.08, 0.09, 0.10, 0.11**

### Scaling Models

**Consider how a number increases/decreases in size using scaling models.**  
*1 is ten times the size of 0.1.*  
*0.1 is one-tenth the size of 1.*

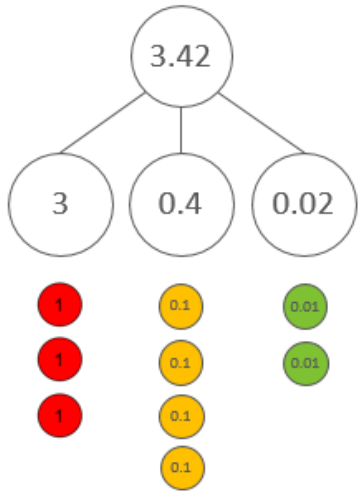
# Number and Place Value

Year 5

## Place Value in decimal fractions

### Vocabulary:

Ones Tens Tenths Hundredths Represents Digit Place Value Counters  
 Gattegno Partition Combine Equation Addend Sum Minuend  
 Subtrahend Difference



Form decimal fractions using place value counters and the part-part-whole model.

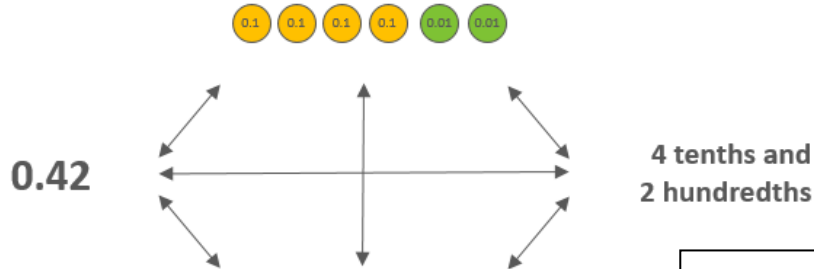
The 2 represents 2 hundredths

The 4 represents 4 tenths

The 3 represents 3 ones.

Write as an additive equation.

$$3 + 0.4 + 0.02 = 3.42$$



1,000	2,000	3,000	4,000	5,000	6,000	7,000	8,000	9,000
100	200	300	400	500	600	700	800	900
10	20	30	40	50	60	70	80	90
1	2	3	4	5	6	7	8	9
0.1	0.2	0.3	0.4	0.5	0.6	0.7	0.8	0.9
0.01	0.02	0.03	0.04	0.05	0.06	0.07	0.08	0.09

Make connections between different representations of decimal fractions with the Gattegno Chart.

10s	1s	0.1s	0.01s
5	3	4	2

Represent on a Place Value Chart and describe each value.

The digit in the tens place is 5. It has a value of 50.

The digit in the ones place is 3. It has a value of 3.

The digit in the tenths place is 4. It has a value of 0.4.

The digit in the hundredths place is 2. It has a value of 0.02.

ones                  tenths      hundredths

0.12

Skip count in one-hundredths recognising the number of hundredths in a 2-digit decimal fraction.

# Number and Place Value

## Year 5

### Place Value in decimal fractions

#### Vocabulary:

Ones Tens Tenths Hundredths Represents Digit Place Value Counters  
 Gattegno Partition Combine Equation Addend Sum Minuend  
 Subtrahend Difference

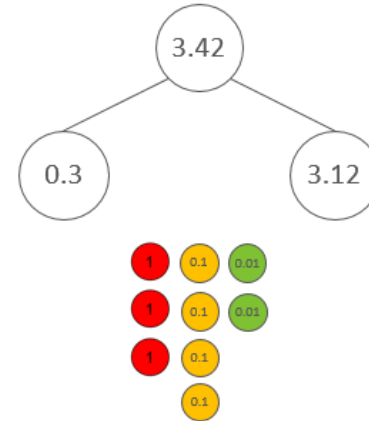
53.42

1,000	2,000	3,000	4,000	5,000	6,000	7,000	8,000	9,000
100	200	300	400	500	600	700	800	900
10	20	30	40	50	60	70	80	90
1	2	3	4	5	6	7	8	9
0.1	0.2	0.3	0.4	0.5	0.6	0.7	0.8	0.9
0.01	0.02	0.03	0.04	0.05	0.06	0.07	0.08	0.09

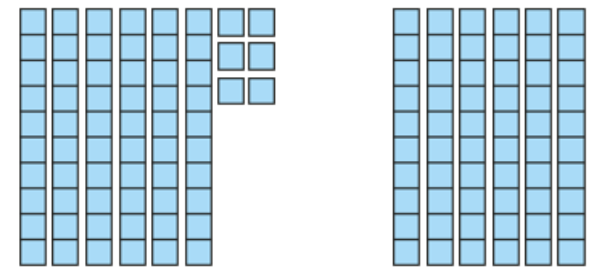
$0.02 + 0.4 + 3 + 50 = 53.42$

$72.49 = 0.09 + 2 + \underline{\quad} + \underline{\quad}$

Form 4-digit numbers including decimals using a Gattegno chart.  
 Identify missing parts of an equation.

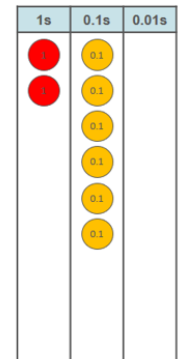


Explore non-standard partitioning using part-part-whole models and place value counters.



2.06

2.6



Compare decimal fractions using deines, place value counters and a place value chart.

# Number and Place Value

Year 5

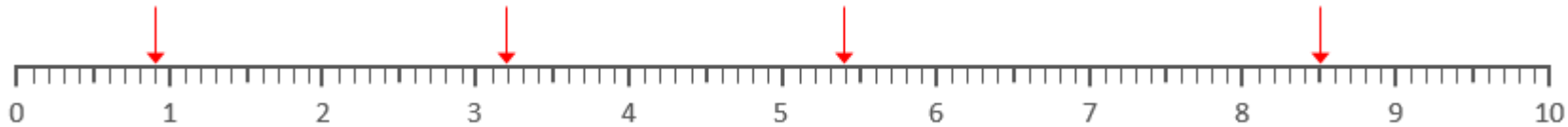
## Decimal Fractions in the Linear Number System

### Vocabulary:

Ones Tens Hundreds Thousands Place Value Number line Halfway  
Multiples of 100/1000 Previous Next Between Round Greater than  
Less than Estimate

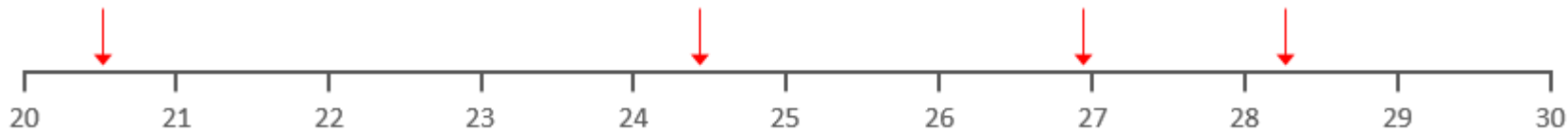


Recognise the intervals found between on each number line.



Recognise the value of a position on a number line split into tenths.

The arrow is pointing to 5.4 because it is 4 one-tenth intervals after 5 and because it is 1 one-tenth interval before the halfway point between 5 and 6.



Estimate the value of an arrow on a blank number line split into ones.

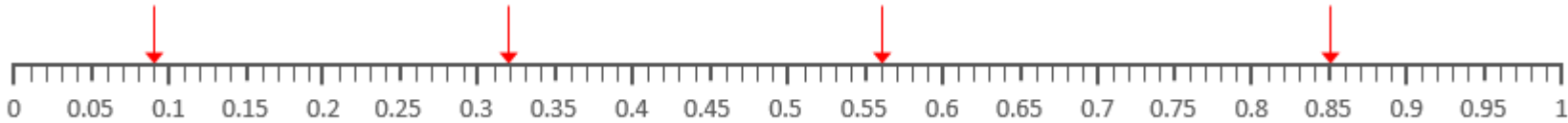
# Number and Place Value

Year 5

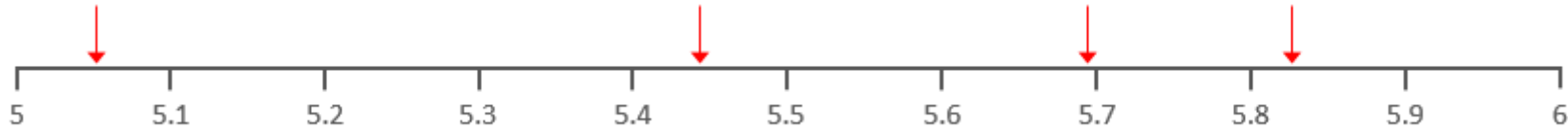
## Decimal Fractions in the Linear Number System (1)

### Vocabulary:

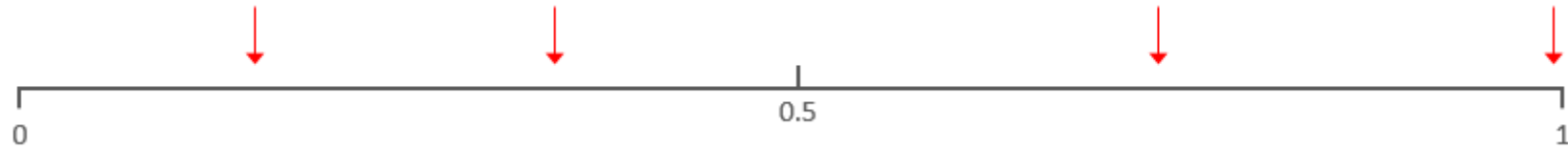
Ones Tens Hundredths Tenths Place Value Number line Halfway  
Previous Next Multiple of... Between Round Greater than  
Less than Grams Millilitres Litres Grams Kilograms Metres  
Centimetres Estimate Round



Recognise the value of a position on a number line split into hundredths.


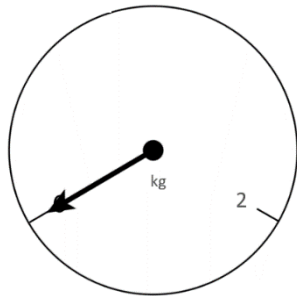
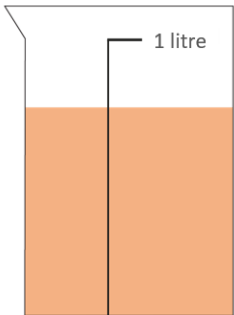


Estimate the value of an arrow on a blank number line split into tenths.



Estimate the value of an arrow on a blank number line.

Estimate the position of a 3 digit number number lines that contextualised.



Estimate a value when given one known value.

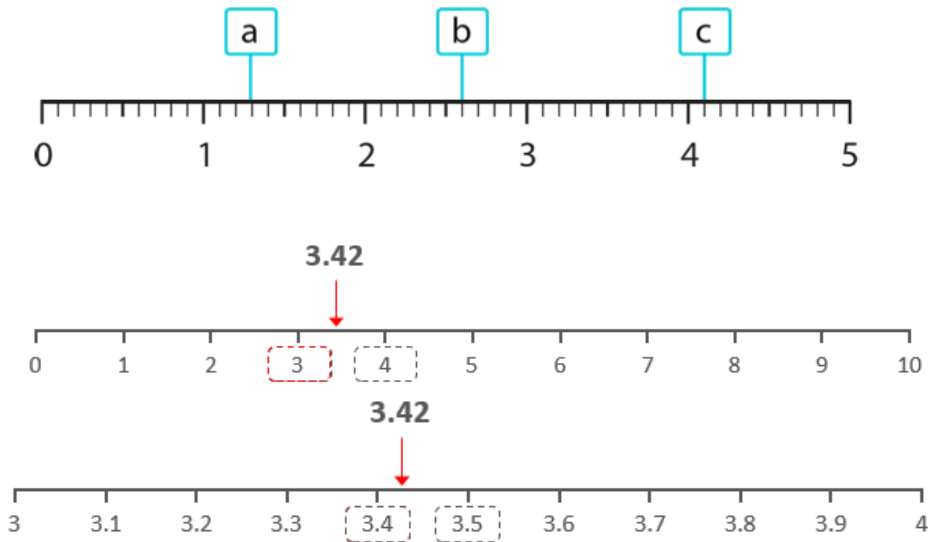
# Number and Place Value

Year 5

## Decimal Fractions in the Linear Number System (2)

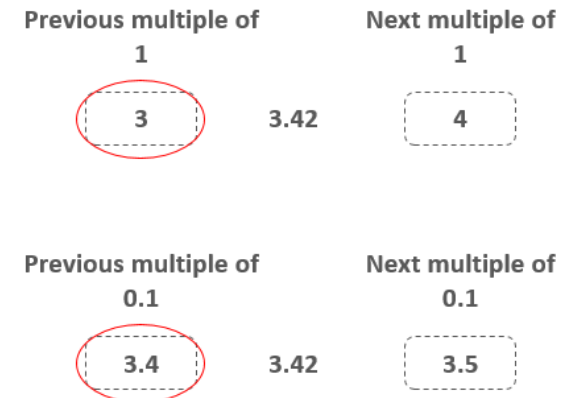
### Vocabulary:

Ones Tens Hundredths Tenths Place Value Number line Halfway  
 Previous Next Multiple of... Between Round Greater than  
 Less than Grams Millilitres Litres Grams Kilograms Metres  
 Centimetres Estimate Round



Identify the previous and next multiple of 1 that a value sits between.  
 Round to the nearest 1 and nearest tenth.

*The previous multiple of 1 is \_\_.*  
*The next multiple of 1 is \_\_.*  
*a is greater than \_\_ and less than \_\_.*  
*a is nearest to \_\_.*



57.62

57.6

nearest 0.1

58

nearest 1

Generalise which digit you need to look at in order to round to the nearest 1 and nearest tenth.



# Number and Place Value

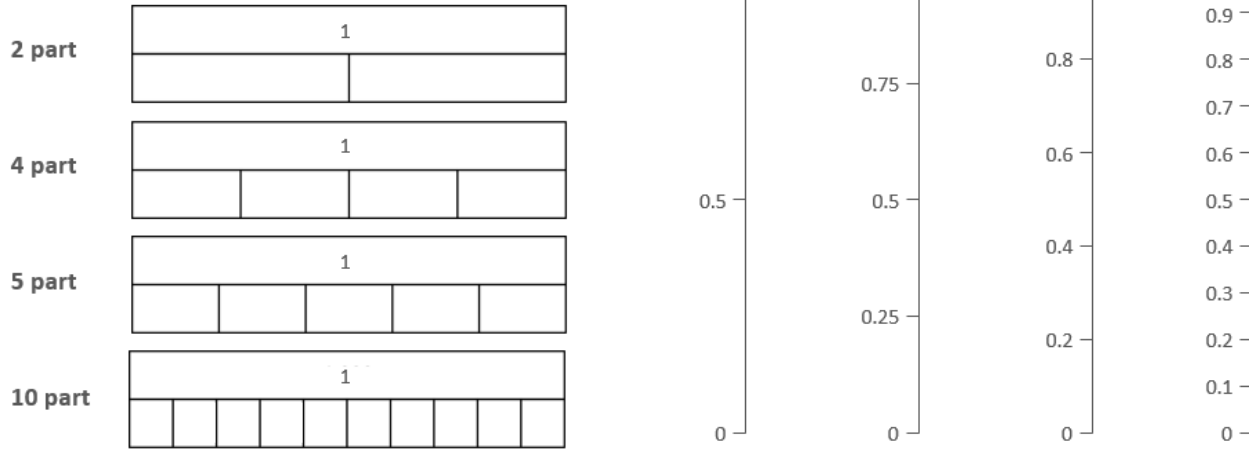
## Year 5

### Reading Scales with 2, 4, 5, or 10 intervals

#### Vocabulary:

Intervals	Scales	Divisions	Equal Parts	Whole	Value
Bar model	Plus	Minus	Multiply	Divide	Grams
Grams	Kilograms	Metres	Centimetres	Estimate	Millilitres
					Litres

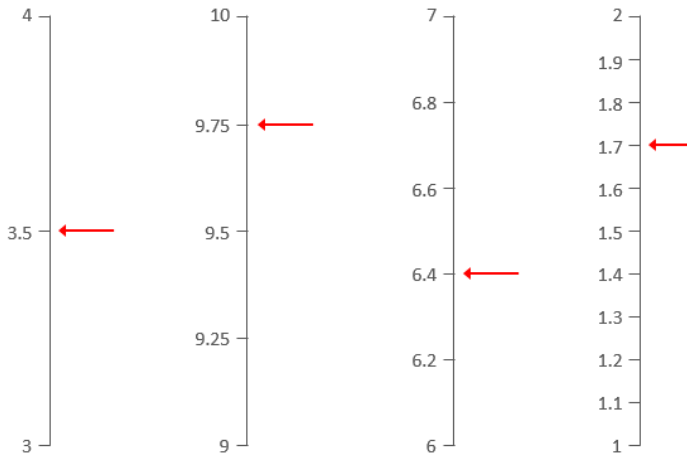
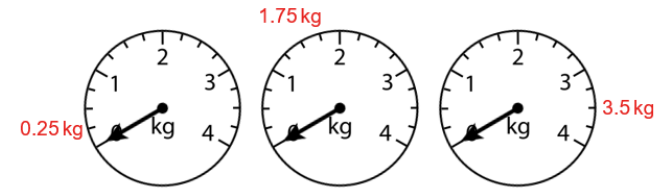
2, 4, 5 and 10 part composition of 1



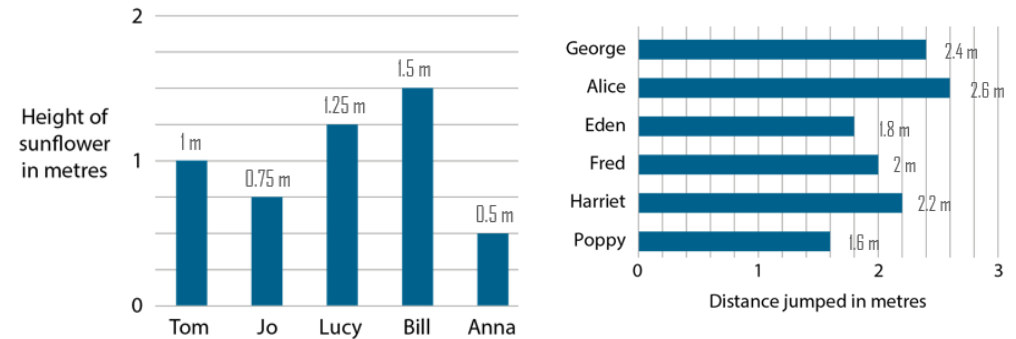
1.6 litres

Use the number of intervals given to find values in other contexts (e.g. weighing scales/bar graphs)

Identify intervals and count forwards/backwards using these intervals with both bar models and vertical number lines.



Use the number of intervals given to find the numbers that the arrows are pointing to.



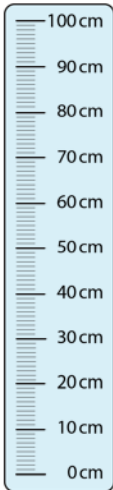
# Number and Place Value

## Year 5

### Convert between Units of Measure


#### Vocabulary:

Intervals	Scales	Divisions	Equal Parts	Whole	Value		
Bar model	Plus	Minus	Multiply	Divide	Grams	Millilitres	Litres
Grams	Kilograms	Metres	Centimetres	Estimate			



100 cm 1 metre


Recognise that 10 lots of 10cm is equivalent to 1m.  
Practice counting forwards and backwards along the scale.  
**1 metre is equivalent to 100 centimetres.**



Recognise that 100p is equivalent to £1.  
Practice counting forwards and backwards along the scale.  
**1 pound is equivalent to 100 pence.**



Recognise that 1000m is equivalent to 1km.  
Practice counting forwards and backwards along the scale.  
**1 kilometre is equivalent to 1000 metres.**



Recognise that 1000ml is equivalent to 1L.  
Practice counting forwards and backwards along the scale.  
**1 litre is equivalent to 1000 millilitres.**

# Number and Place Value

## Year 5

### Convert between Units of Measure

#### Vocabulary:

Conversions Pounds Pence Grams Millilitres Litres Grams Kilograms  
Metres Centimetres Decimal Fraction Whole Number Multiple  
Divide

$1\text{km} = 1,000\text{m}$

$1\text{ litre} = 1,000\text{ml}$

$1\text{m} = 100\text{cm}$

$1\text{kg} = 1,000\text{g}$

$1\text{cm} = 10\text{mm}$

$£1 = 100\text{p}$

Make connections from the conversions to larger numbers.

If  $1\text{km} = 1000\text{m}$ , then  $3\text{km} = \underline{\hspace{2cm}}$ .

These conversions must be memorised.  
Practice recall of these conversions over time.

Distance in km expressed as a fraction	Distance in km expressed as a decimal fraction	Distance in metres
$\frac{1}{5}\text{km}$	0.2km	200m
$\frac{1}{4}\text{km}$	0.25km	250m
$\frac{1}{2}\text{km}$	0.5km	500m
$\frac{3}{4}\text{km}$	0.75m	750m
$\frac{1}{10}\text{km}$	0.1km	100m
all other multiples of $\frac{1}{10}\text{km}$ , for example, $\frac{7}{10}\text{km}$	0.7km	700m

Recognise how units can be converted between fractions, decimals and whole numbers.

$$\frac{1}{5} = 0.2 \quad \text{so} \quad \frac{1}{5}\text{km} = 0.2\text{km}$$

$$1\text{km} = 1,000\text{m}$$
$$\text{so } \frac{1}{5}\text{km} = 1,000 \div 5 = 200\text{m}$$

1m	100cm
$\frac{3}{4}\text{m}$	

Use known conversion facts to solve conversions from a fraction.

$$1\text{m} = 100\text{cm}$$
$$\frac{3}{4}\text{m} = 75\text{cm}$$

# Number and Place Value

## Year 6

### Powers of 10 (1)

#### Vocabulary:

Ones Tens Hundreds Thousands Ten-thousands Hundred-thousands  
 Millions Ten-Millions Tenths Hundredths Represents Digit Place Value  
 Counters Gattegno Tens Frame Equivalent Equation Multiply Divide  
 Ten/hundred times the size One-tenth/hundredth times the size

Millions			Thousands			Ones			-ths	
100s	10s	1s	100s	10s	1s	100s	10s	1s		
								0	0	1
								0	1	
								1		
							1	0		
					1	0	0	0		
			1	0	0	0	0	0		
		1	0	0	0	0	0	0		
	1	0	0	0	0	0	0	0		
1	0	0	0	0	0	0	0	0		


1,000,000	2,000,000	3,000,000	4,000,000	5,000,000	6,000,000	7,000,000	8,000,000	9,000,000
100,000	200,000	300,000	400,000	500,000	600,000	700,000	800,000	900,000
10,000	20,000	30,000	40,000	50,000	60,000	70,000	80,000	90,000
1,000	2,000	3,000	4,000	5,000	6,000	7,000	8,000	9,000
100	200	300	400	500	600	700	800	900
10	20	30	40	50	60	70	80	90
1	2	3	4	5	6	7	8	9
0.1	0.2	0.3	0.4	0.5	0.6	0.7	0.8	0.9
0.01	0.02	0.03	0.04	0.05	0.06	0.07	0.08	0.09

Recognise that the 1 becomes ten times the size as it moves from right to left in a place value chart.

Recognise that 1 becomes one-tenth the size as it moves from left to right in a place value chart.

Recognise that the 1 becomes 10 times the size as it moves up in a Gattegno chart.

Recognise that 1 becomes one-tenth the size as it moves down in a Gattegno chart.



Recognise that:

10 hundredths are equivalent to 1 tenth.

10 tenths are equivalent to 1 one.

10 ones are equivalent to 1 ten.

10 tens are equivalent to 1 hundred.

10 hundreds are equivalent to 1 thousand.

10 thousands are equivalent to 1 ten thousand.

10 ten thousands are equivalent to 1 hundred thousand.

10 hundred thousands are equivalent to 1 million.

10 millions are equivalent to 1 ten million.

**Grouping and Exchanging Models**

0 . 0 1      one hundredth  
 0 . 1        one tenth  
 1            one  
 1 0         ten  
 1 0 0       one hundred  
 1 , 0 0 0    one thousand  
 1 0 , 0 0 0   ten thousand  
 1 0 0 , 0 0 0   one hundred thousand  
 1 , 0 0 0 , 0 0 0   one million  
 1 0 , 0 0 0 , 0 0 0   ten million



# Number and Place Value

## Year 6

### Powers of 10 (2)

#### Vocabulary:

Ones Tens Hundreds Thousands Ten-thousands Hundred-thousands  
 Millions Ten-Millions Tenths Hundredths Represents Digit Place Value  
 Counters Gattegno Tens Frame Equivalent Equation Multiply Divide  
 Ten/hundred times the size One-tenth/hundredth times the size

10,000,000	20,000,000	30,000,000	40,000,000	50,000,000	60,000,000	70,000,000	80,000,000	90,000,000
1,000,000	2,000,000	3,000,000	4,000,000	5,000,000	6,000,000	7,000,000	8,000,000	9,000,000
100,000	200,000	300,000	400,000	500,000	600,000	700,000	800,000	900,000
10,000	20,000	30,000	40,000	50,000	60,000	70,000	80,000	90,000
1,000	2,000	3,000	4,000	5,000	6,000	7,000	8,000	9,000
100	200	300	400	500	600	700	800	900
10	20	30	40	50	60	70	80	90
1	2	3	4	5	6	7	8	9
0.1	0.2	0.3	0.4	0.5	0.6	0.7	0.8	0.9
0.01	0.02	0.03	0.04	0.05	0.06	0.07	0.08	0.09

$\times 100$  (arrow from 10 to 1,000,000)  
 $\div 100$  (arrow from 1,000,000 to 10)

Explore the Gattegno chart and recognise numbers that are one hundred times the size and one-hundredth times the size.

Ten is one hundred times the size of 0.1. 0.1 multiplied by 100 is equal to 10.  
 0.1 is one-hundredth of the size of 10. 10 divided by 100 is equal to 0.1.

	1,000s	100s	10s	1s	0.1s	0.01s	0.001s
$\div 100 \downarrow$			2	5			
			0	0	2	5	
							$\downarrow \times 0.01$

0.25	$\times$	100	=	25
25	$\div$	100	=	0.25

Use the Place Value chart and Gattegno chart to support children to visualise multiplying and dividing by 10, 100 or 1000.

25 is one hundred times the size of 0.25. 0.25 multiplied by 100 is equal to 25.  
 0.25 is one-hundredth of the size of 25. 25 divided by 100 is equal to 0.25.

1,000	2,000	3,000	4,000	5,000	6,000	7,000	8,000	9,000
100	200	300	400	500	600	700	800	900
10	20	30	40	50	60	70	80	90
1	2	3	4	5	6	7	8	9
0.1	0.2	0.3	0.4	0.5	0.6	0.7	0.8	0.9
0.01	0.02	0.03	0.04	0.05	0.06	0.07	0.08	0.09
0.001	0.002	0.003	0.004	0.005	0.006	0.007	0.008	0.009

**Scaling Models**

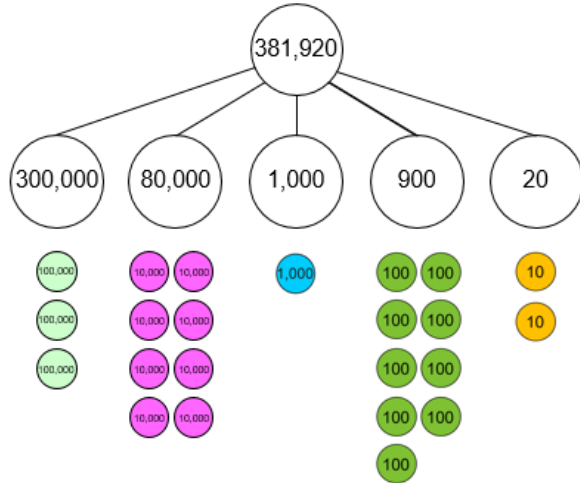
# Number and Place Value

Year 6

Place Value in Numbers up to 10,000,000.

## Vocabulary:

Ones Tens Hundreds Thousands Ten-thousands Hundred-thousands  
 Millions Ten-Millions Tenths Hundredths Represents Digit Place Value  
 Counters Gattegno Partition Combine Equation Addend Sum  
 Minuend Subtrahend Difference



Form numbers to 10,000,000 using place value counters and the part-part-whole model.

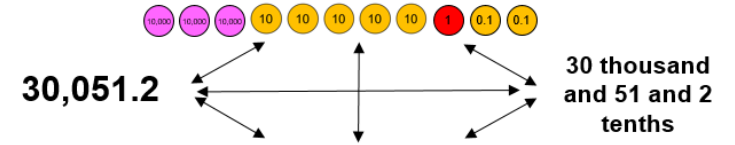
The 2 represents 2 tens

The 9 represents 9 hundreds

The 3 represents 3 hundred thousands.

Write as an additive equation.

$$200,000 + 10,000 + 100 + 20 = 210,120$$



1,000,000	2,000,000	3,000,000	4,000,000	5,000,000	6,000,000	7,000,000	8,000,000	9,000,000
100,000	200,000	300,000	400,000	500,000	600,000	700,000	800,000	900,000
10,000	20,000	30,000	40,000	50,000	60,000	70,000	80,000	90,000
1,000	2,000	3,000	4,000	5,000	6,000	7,000	8,000	9,000
100	200	300	400	500	600	700	800	900
10	20	30	40	50	60	70	80	90
1	2	3	4	5	6	7	8	9
0.1	0.2	0.3	0.4	0.5	0.6	0.7	0.8	0.9
0.01	0.02	0.03	0.04	0.05	0.06	0.07	0.08	0.09

Millions			Thousands			Ones		
100s	10s	1s	100s	10s	1s	100s	10s	1s
					1	9	3	7
				5	1	9	3	7
			4	5	1	9	3	7
		5	4	5	1	9	3	7

Read numbers to 10,000,000. Focus on the structure of millions, thousands and ones.

5 million, four hundred and fifty one thousand, nine hundred and thirty one (ones).

Make connections between different representations of numbers to 10,000,000 with the Gattegno Chart.

3,870,291.46

Millions			Thousands			Ones				
100s	10s	1s	100s	10s	1s	100s	10s	1s	0.1s	0.01s
		3	8	7	0	2	9	1	4	6

Recognise the value of each digit.

The 3 represent 3 million.

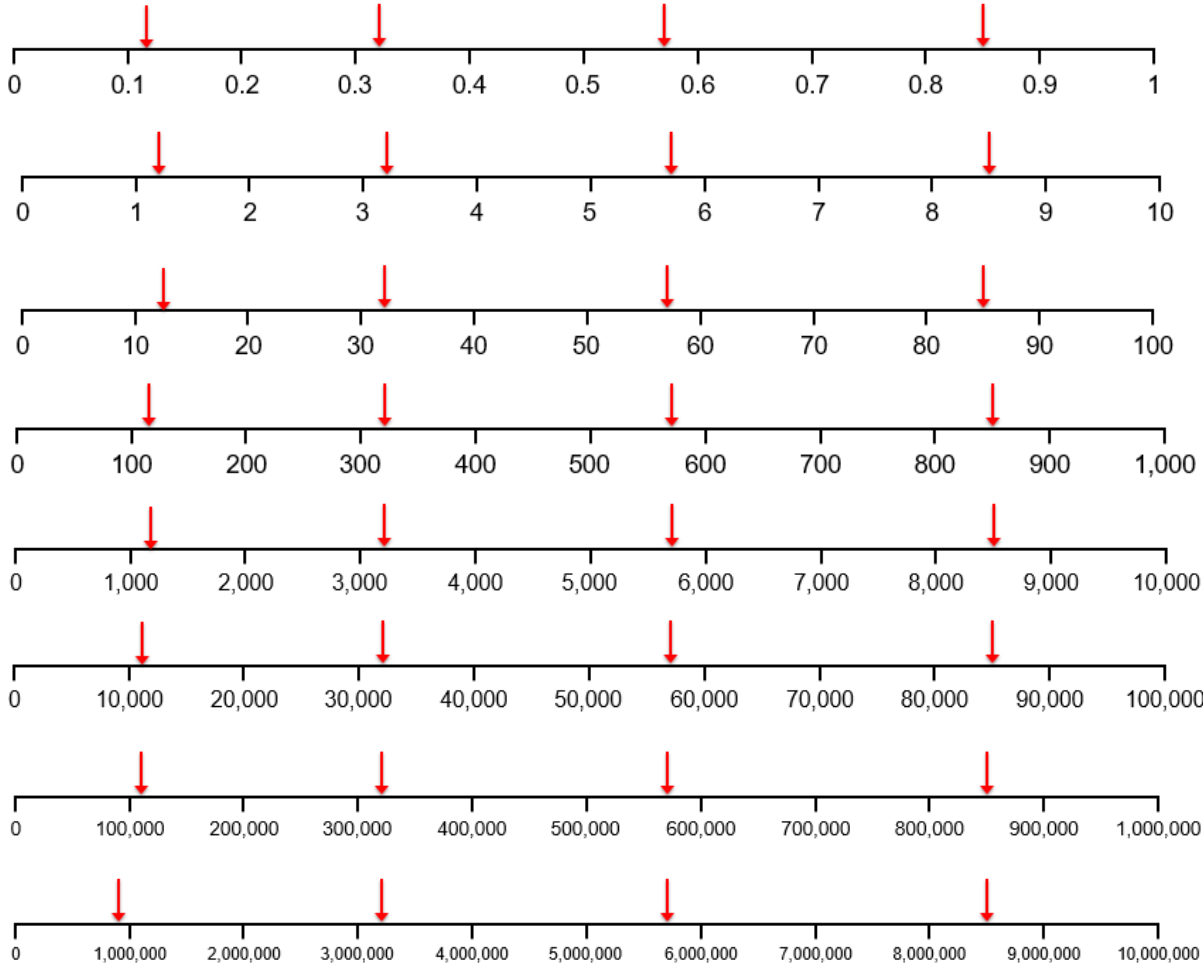
# Number and Place Value

Year 6

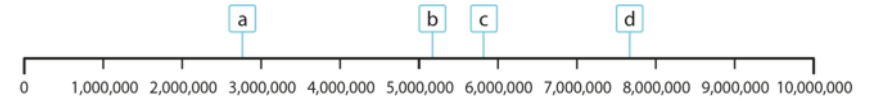
## Numbers to 10,000,000 in the Linear Number System

### Vocabulary:

Ones Tens Hundreds Thousands Ten-thousands Hundred-thousands  
 Millions Ten-Millions Tenths Hundredths Represents Digit Place Value  
 Number line Halfway Previous Next Multiple of... Between Round  
 Greater than

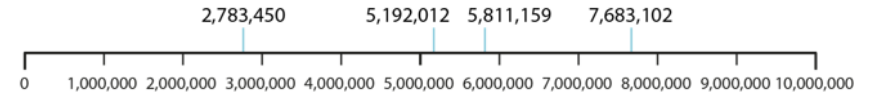


Recognise the value of a position on a number line split into ten intervals. Discuss what information children used to help identify the value.



previous multiple of 1,000,000: 2,000,000 < a < 3,000,000: next multiple of 1,000,000

Identify the previous and next multiple of 1,000,000 that a value sits between.  
 Round to the nearest million/hundred thousand/ten thousand.  
 The previous multiple of 1,000,000 is \_\_.  
 The next multiple of 1,000,000 is \_\_.  
 a is greater than \_\_ and less than \_\_.  
 a is nearest to \_\_.



previous multiple of 1,000,000: 2,000,000 < 2,783,450 < 3,000,000: next multiple of 1,000,000


# Number and Place Value

## Year 6

### Reading Scales with 2, 4, 5, or 10 intervals

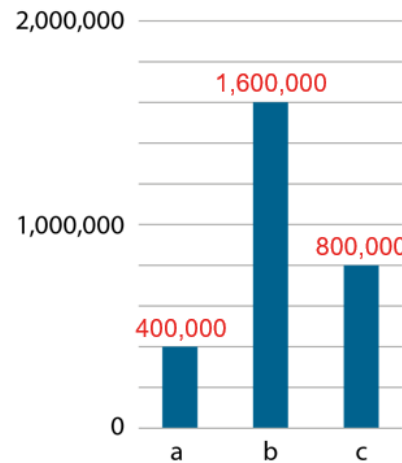
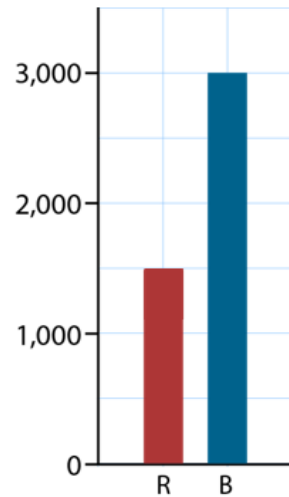
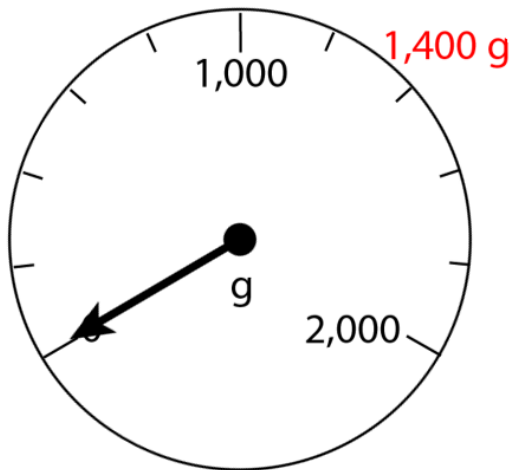
#### Vocabulary:

Ones Tens Hundreds Thousands Ten-thousands Hundred-thousands Millions Ten-Millions  
 Tenths Hundredths Represents Digit Place Value Intervals Scales Divisions  
 Equal Parts Whole Value Bar model Plus Minus Multiply Divide Grams  
 Millilitres Litres Grams Kilograms Metres Centimetres Estimate



**Make connections with different wholes when dividing these into 2, 4, 5, and 10 equal parts.**

**Identify intervals and count forwards/backwards using these intervals with both bar models and vertical number lines.**



**Use the number of intervals given to find values in other contexts (e.g. weighing scales/bar graphs)**