

## FUN IN THE SUN WITH A SPONGE!

Did you know that filling up a large paddling pool uses as much water as a family of four for a week! Sponges provide lots of ways to have fun with water, using way less water than a paddling pool!

### WATER RELAY

1. Split the players into two teams.
2. Each team has two buckets and an extra-large sponge. Fill one of the buckets with water from the paddling pool and put it a few metres in front of the empty bucket.


#### Aim of the game:

One player from each team takes their sponge, runs down to the full bucket, fills the sponge with the water, runs back to squeeze as much water as possible into the empty bucket. Then the next player goes and so on, until they run out of water or the time session is up.

*The team with the most water in their bucket (the one that was empty at the start) wins!*



### SPONGE THROW




1. Fill the bucket full of water from the paddling pool and place on one side of the garden. Have an empty bucket on the opposite side.
2. Apart from player A, all players run around between the two buckets until **SPONGE** is shouted by player A. When you hear 'sponge' they **MUST** freeze and stay where they are.
3. Player A dunks the sponge in the bucket of water to soak up as much water as possible. They then throw the wet sponge on to the next person. The sponge is passed on from player to player, until someone can attempt to throw it in the empty bucket. There are 10 sponges to be thrown or a time limit of 5 minutes per game.

#### Aim of the game:

To get as much water squeezed out of the sponges thrown into the bucket as possible.



### How to make your own sponge ball:



Did you know you can make your own sponge balls from recycling sponges from around the house?

*By reusing a sponge for all your watery games you are not creating more plastic waste to be recycled when you've finished playing.*

## FUN IN THE SUN WITH A SPONGE!

Try **RECYCLING** the water from your paddling pool, **REUSING** your household sponges and **REDUCING** the amount of water that you use by playing some of these fun packed watery games instead!

### SPONGE BOMB PONG

1. Get 6 buckets and half fill with water from the paddling pool.
2. Place them in an upside down triangle.
3. Give each row a point value.
4. Line up and take turns throwing your sponge at the buckets of water. Your sponge will get heavier every time it goes into the bucket.



*The person with the highest number of points after 5 throws wins*



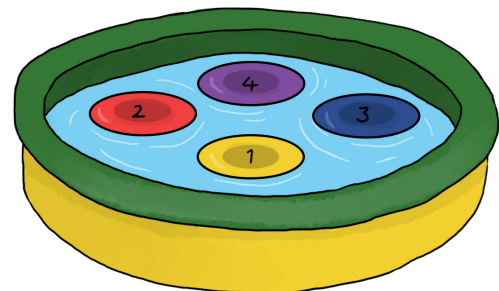
### SPONGE MONKEY IN THE MIDDLE

1. Three children stand in a line.
2. Child A throws the wet sponge to child C.
3. Child B in the middle tries to catch the wet sponge.
4. When child B has caught the sponge, they swap places with whoever threw the sponge last.

*Make sure the sponge stays wet - use a bucket of water from the paddling pool, keep it close at hand.*

### SPONGE BOMB FLOATING TARGET

1. Float a few frisbees or plastic plates upside-down in the paddling pool.
2. Make sure the frisbees are different colours and assign each colour a point value.
3. Each player takes it in turns throwing three sponges to see who can score the most points by landing their sponge on the frisbee/plates!



### COLANDER CATCH

1. Get into pairs and choose who will be the thrower and who will be the catcher.
2. The catcher holds the colander on their head and stands 1 metre away from the thrower.
3. The thrower soaks the sponge with water from the paddling pool and throws the sponge at the catcher.
4. The catcher tries to catch it in the colander. If they catch it the thrower takes a step backwards.

*The winning team is the first team where the thrower has stepped backwards 5 times!*